

TRAFFIC MANAGEMENT LEARNER GUIDE



Training support material for:

RIIWHS205E

Control traffic with a stop-slow bat

Produced by:



CONTENTS

How to use this guide	4
Language – Literacy – Numeracy (LLN)	5
Introduction	7
1 Prepare to control traffic	11
2 Control traffic and operate communication devices	39
3 Conduct housekeeping activities	81
Glossary	89

Select tools and equipment (continued)

Personal protective equipment



Radios and telephones



Traffic cones and bollards




Signs



Warning lights/beacons



Arrow boards/variable message signs



Check tools and equipment for serviceability

Tools and equipment selected for the job must be checked before they are used. All tools and equipment must be in **good** working order and safe for use. Using faulty or damaged tools and equipment can cause accidents and effect the quality of work.

Stop-slow bat and signs

- Clean
- Not damaged or defaced
- Meet specifications
- Readable
- Correct type for the job.



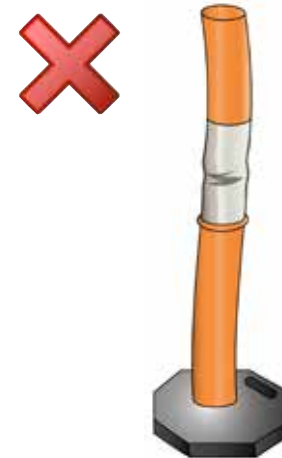
Personal protective equipment

- Clean
- Not damaged or defaced
- Meet standards
- Correctly fitted and worn.



Cones and bollards

- Clean
- Not damaged or defaced
- Meet specifications
- Solid stable base.



Check tools and equipment for serviceability (continued)

Illuminated wand

- Batteries charged/working
- Not damaged or defaced
- Turns on and off
- Handle has grip



Radios

- Batteries charged/working
- Not damaged or defaced
- Turns on and off
- Buttons/controls working
- Test



Lights, beacons, arrow/message boards







- Clean
- Not damaged or defaced
- Lenses/globes in good condition
- In working order
- Battery charged/working (if applicable)
- Mountings are secure
- Tagged and tested (if applicable)



Fix or report faults

Company/site procedures should be followed when you find tools or equipment that are damaged or faulty.

The general rules are:

<p>Stop using the tool or piece of equipment immediately</p> 	<p>Find the problem and fix it if possible</p> 	<p>If the problem cannot be fixed – Separate the damaged tools/equipment from the good tools/equipment or dispose of them. Check with supervisor before disposing of equipment/tools.</p> 
<p>Tag tool or equipment not to be used</p> 	<p>Report the damage to your supervisor</p> 	<p>Do not use tool or equipment again until it has been repaired.</p> 

Discussion questions



The following questions will help you to review the information covered in plan and prepare.

1. Discuss the consequences that a traffic controller could face if they do not perform their duties compliantly.
2. Discuss the importance of work instructions when doing traffic control.
3. Identify a hazard that may be present on a worksite. Discuss a suitable control for the hazard and where the control fits into the hierarchy of hazard control.
4. Identify three (3) types of traffic control signs or devices and discuss when each one is used.
5. The stop-slow bat you want to use for your traffic control duties is damaged and dirty. Discuss whether this bat should be used or not and why.
6. Discuss why the environment needs to be considered when work is planned. What could be the consequences of not considering the environment?

*Signs and devices (continued)***Regulatory signs**

Regulatory signs tell you what you can and can't do. It is illegal to disobey these signs.

For example:

**Warning signs**

Warning signs tell you there could be danger ahead. They are not giving you instructions you have to follow but are warning you to slow down or stop in case there is danger ahead.

**Guide signs**

Guide signs give you information.

For example, the distance to the next town, road names or directions. These signs are there for information only, they do not have to be followed.



Signs and devices (continued)

Traffic cones

Traffic cones (commonly called witches hats) are used to mark out a pathway.

Traffic cones must be fluorescent red or fluorescent orange in colour. They need to be made of a material which can bend and spring back into shape and will not cause damage to vehicles when hit at low speed. For night time use, cones must be fitted with a white horizontal retroreflective band.

Standard size cones
(700 mm high or greater)

Used on roads where traffic exceeds 70 km/h. Can also be used on lower speed roads.



Small cones
(450 mm - 500 mm in height)

Used in built up areas including footpaths and bicycle paths where speeds do not exceed 70 km/h.

Bollards

Bollards can be used for delineating and showing a path that must be followed:

- Vertical tube 100 mm in diameter
- Heavy base
- Fluorescent orange or red in colour
- At least 750 mm in height
- For night time use bollards must be fitted with a white horizontal retroreflective band.



Barriers

Barrier boards, water filled barriers or concrete barriers can be used to block traffic from going into an area or to prevent collisions.



What authority does a traffic controller have?

The traffic controller can legally stop and slow traffic using a stop-slow bat



The traffic controller can advise traffic by using hand signals along with the stop-slow bat



The traffic controller can report motorists who fail to follow reasonable directions



The traffic controller has **no power at law.**

The legal authority is not with the person, but with the **STOP** sign when it is displayed to drivers.

